

2016 Jenkins Community Survey

Q1 Your name, company and email address (Optional)Note: Your information will not be used by CloudBees for purposes outside of the Survey.


Answered: 1,137 Skipped: 65

Answer Choices	Responses	
Name	99.03%	1,126
Company	92.79%	1,055
Email address	96.92%	1,102

2016 Jenkins Community Survey

Q2 In what country do you work?

Answered: 195 Skipped: 1,007



Answer Choices	Responses
United States of America	31.28% 61
India	8.72% 17
Germany	6.67% 13
United Kingdom of Great Britain and Northern Ireland	4.62% 9
Mexico	4.10% 8
Canada	3.08% 6
France	3.08% 6
Spain	3.08% 6
Brazil	2.56% 5
Israel	2.56% 5
Sweden	2.56% 5
New Zealand	2.05% 4
Portugal	2.05% 4
Romania	2.05% 4
Russian Federation	2.05% 4
Australia	1.54% 3
Bulgaria	1.03% 2
China	1.03% 2
Colombia	1.03% 2
Finland	1.03% 2
Ireland	1.03% 2
Japan	1.03% 2
Netherlands	1.03% 2
Poland	1.03% 2
Slovenia	1.03% 2
Argentina	0.51% 1
Chile	0.51% 1
Croatia	0.51% 1
Ecuador	0.51% 1
Guatemala	0.51% 1
Italy	0.51% 1
Malaysia	0.51% 1
Norway	0.51% 1
Peru	0.51% 1
Philippines	0.51% 1
Republic of Korea	0.51% 1
Serbia	0.51% 1
South Africa	0.51% 1

2016 Jenkins Community Survey

Switzerland	0.51%	1
Thailand	0.51%	1
Ukraine	0.51%	1
Vietnam	0.51%	1
Afghanistan	0.00%	0
Albania	0.00%	0
Algeria	0.00%	0
Andorra	0.00%	0
Angola	0.00%	0
Antigua and Barbuda	0.00%	0
Armenia	0.00%	0
Austria	0.00%	0
Azerbaijan	0.00%	0
Bahamas	0.00%	0
Bahrain	0.00%	0
Bangladesh	0.00%	0
Barbados	0.00%	0
Belarus	0.00%	0
Belgium	0.00%	0
Belize	0.00%	0
Benin	0.00%	0
Bhutan	0.00%	0
Bolivia (Plurinational State of)	0.00%	0
Bosnia and Herzegovina	0.00%	0
Botswana	0.00%	0
Brunei Darussalam	0.00%	0
Burkina Faso	0.00%	0
Burundi	0.00%	0
Cabo Verde	0.00%	0
Cambodia	0.00%	0
Cameroon	0.00%	0
Central African Republic	0.00%	0
Chad	0.00%	0
Comoros	0.00%	0
Congo	0.00%	0
Costa Rica	0.00%	0
Côte D'Ivoire	0.00%	0
Cuba	0.00%	0
Cyprus	0.00%	0
Czech Republic	0.00%	0
Democratic People's Republic of Korea	0.00%	0
Democratic Republic of the Congo	0.00%	0
Denmark	0.00%	0
Djibouti	0.00%	0
Dominica	0.00%	0
Dominican Republic	0.00%	0
Egypt	0.00%	0
El Salvador	0.00%	0
Equatorial Guinea	0.00%	0
Eritrea	0.00%	0
Estonia	0.00%	0

2016 Jenkins Community Survey

Ethiopia	0.00%	0
Fiji	0.00%	0
Gabon	0.00%	0
Gambia	0.00%	0
Georgia	0.00%	0
Ghana	0.00%	0
Greece	0.00%	0
Grenada	0.00%	0
Guinea	0.00%	0
Guinea Bissau	0.00%	0
Guyana	0.00%	0
Haiti	0.00%	0
Holy See	0.00%	0
Honduras	0.00%	0
Hungary	0.00%	0
Iceland	0.00%	0
Indonesia	0.00%	0
Iran (Islamic Republic of)	0.00%	0
Iraq	0.00%	0
Jamaica	0.00%	0
Jordan	0.00%	0
Kazakhstan	0.00%	0
Kenya	0.00%	0
Kiribati	0.00%	0
Kuwait	0.00%	0
Kyrgyzstan	0.00%	0
Lao People's Democratic Republic	0.00%	0
Latvia	0.00%	0
Lebanon	0.00%	0
Lesotho	0.00%	0
Liberia	0.00%	0
Libya	0.00%	0
Liechtenstein	0.00%	0
Lithuania	0.00%	0
Luxembourg	0.00%	0
Madagascar	0.00%	0
Malawi	0.00%	0
Maldives	0.00%	0
Mali	0.00%	0
Malta	0.00%	0
Marshall Islands	0.00%	0
Mauritania	0.00%	0
Mauritius	0.00%	0
Micronesia (Federated States of)	0.00%	0
Monaco	0.00%	0
Mongolia	0.00%	0
Montenegro	0.00%	0
Morocco	0.00%	0
Mozambique	0.00%	0
Myanmar	0.00%	0
Namibia	0.00%	0
Nauru	0.00%	0

2016 Jenkins Community Survey

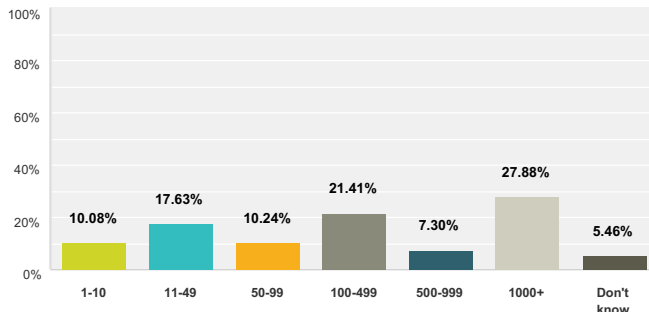
Nepal	0.00%	0
Nicaragua	0.00%	0
Niger	0.00%	0
Nigeria	0.00%	0
Oman	0.00%	0
Pakistan	0.00%	0
Palau	0.00%	0
Panama	0.00%	0
Papua New Guinea	0.00%	0
Paraguay	0.00%	0
Qatar	0.00%	0
Republic of Moldova	0.00%	0
Rwanda	0.00%	0
Saint Kitts and Nevis	0.00%	0
Saint Lucia	0.00%	0
Saint Vincent and the Grenadines	0.00%	0
Samoa	0.00%	0
San Marino	0.00%	0
Sao Tome and Principe	0.00%	0
Saudi Arabia	0.00%	0
Senegal	0.00%	0
Seychelles	0.00%	0
Sierra Leone	0.00%	0
Singapore	0.00%	0
Slovakia	0.00%	0
Solomon Islands	0.00%	0
Somalia	0.00%	0
South Sudan	0.00%	0
Sri Lanka	0.00%	0
State of Palestine	0.00%	0
Sudan	0.00%	0
Suriname	0.00%	0
Swaziland	0.00%	0
Syrian Arab Republic	0.00%	0
Tajikistan	0.00%	0
The former Yugoslav Republic of Macedonia	0.00%	0
Timor-Leste	0.00%	0
Togo	0.00%	0
Tonga	0.00%	0
Trinidad and Tobago	0.00%	0
Tunisia	0.00%	0
Turkey	0.00%	0
Turkmenistan	0.00%	0
Tuvalu	0.00%	0
Uganda	0.00%	0
United Arab Emirates	0.00%	0
United Republic of Tanzania	0.00%	0
Uruguay	0.00%	0
Uzbekistan	0.00%	0
Vanuatu	0.00%	0
Venezuela (Bolivarian Republic of)	0.00%	0
Yemen	0.00%	0

2016 Jenkins Community Survey

Zambia	0.00%	0
Zimbabwe	0.00%	0
Total		195

Q3 How many developers are in your entire organization?

Answered: 1,191 Skipped: 11

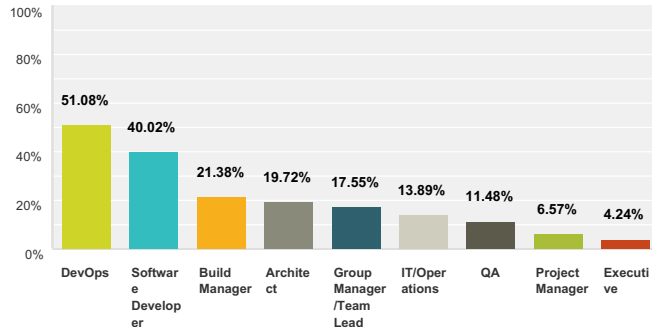


Answer Choices	Responses	
1-10	10.08%	120
11-49	17.63%	210
50-99	10.24%	122
100-499	21.41%	255
500-999	7.30%	87
1000+	27.88%	332
Don't know	5.46%	65
Total		1,191

2016 Jenkins Community Survey

Q4 What is your job role?

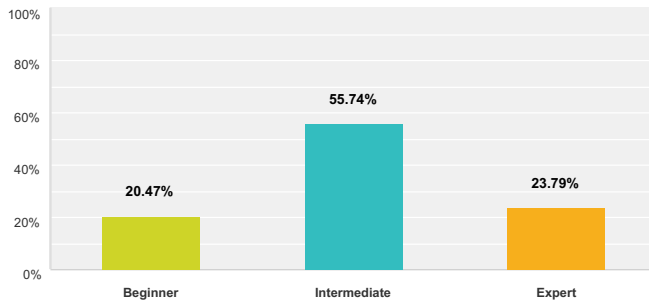
Answered: 1,202 Skipped: 0



Answer Choices	Responses	Count
DevOps	51.08%	614
Software Developer	40.02%	481
Build Manager	21.38%	257
Architect	19.72%	237
Group Manager/Team Lead	17.55%	211
IT/Operations	13.89%	167
QA	11.48%	138
Project Manager	6.57%	79
Executive	4.24%	51
Total Respondents: 1,202		

Q5 What would you consider to be your level of Jenkins expertise?

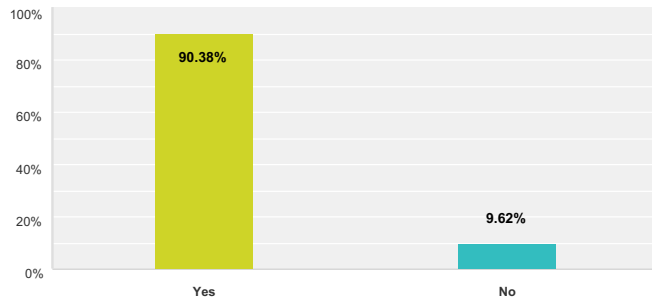
Answered: 1,202 Skipped: 0



Answer Choices	Responses	
Beginner	20.47%	246
Intermediate	55.74%	670
Expert	23.79%	286
Total		1,202

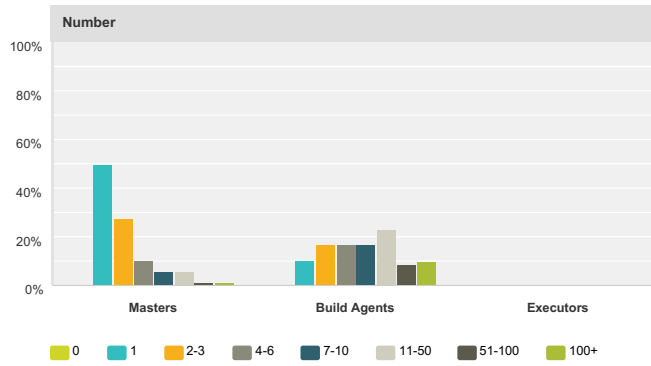
Q6 Would you consider Jenkins to be mission-critical to your development and/or delivery process?

Answered: 1,092 Skipped: 110



Q7 How big is your project's Jenkins installation in terms of Masters and Build Agents?

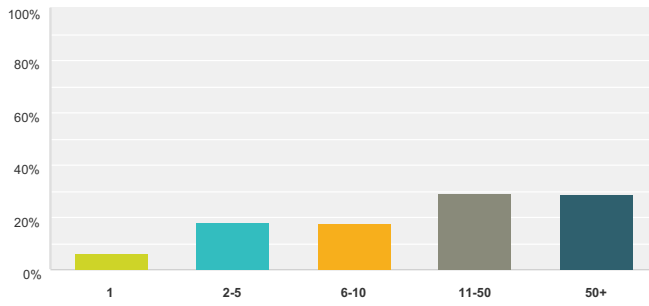
Answered: 1,045 Skipped: 157



Number									
	0	1	2-3	4-6	7-10	11-50	51-100	100+	Total
Masters	0.00%	49.38%	27.67%	9.89%	5.57%	5.48%	1.25%	0.77%	1,041
Build Agents	0	514	288	103	58	57	13	8	997
Executors	0.00%	0.00%	0.00%	0.00%	0.00%	0.00%	0.00%	0.00%	0
	0	99	163	163	164	230	83	95	0

Q8 How many projects within your organization use Jenkins?

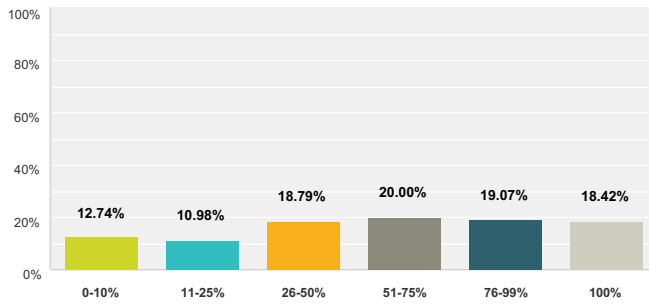
Answered: 1,092 Skipped: 110



Answer Choices	Responses	
1	5.95%	65
2-5	17.95%	196
6-10	17.86%	195
11-50	29.30%	320
50+	28.94%	316
Total		1,092

Q9 What percentage of your company's development teams use Jenkins?

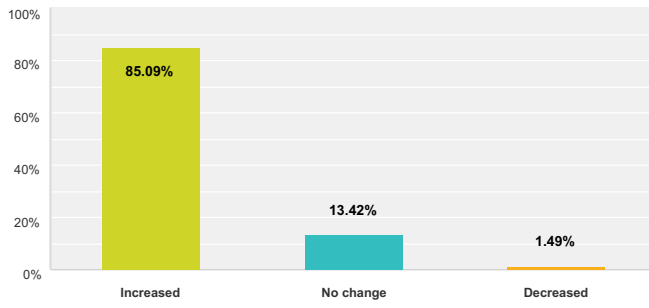
Answered: 1,075 Skipped: 127



Answer Choices	Responses	Count
0-10%	12.74%	137
11-25%	10.98%	118
26-50%	18.79%	202
51-75%	20.00%	215
76-99%	19.07%	205
100%	18.42%	198
Total		1,075

Q10 Has your company's use of Jenkins increased or decreased over the past year?

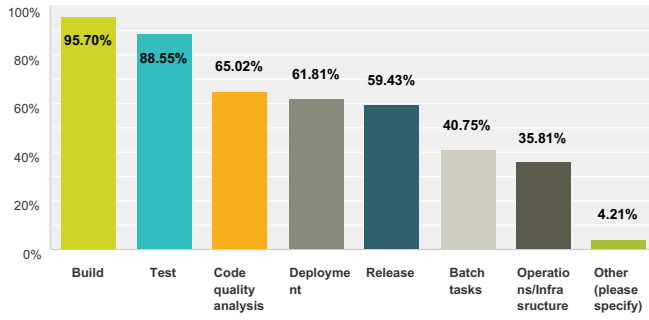
Answered: 1,073 Skipped: 129



Answer Choices	Responses	
Increased	85.09%	913
No change	13.42%	144
Decreased	1.49%	16
Total		1,073

Q11 What types of tasks do you use Jenkins for?

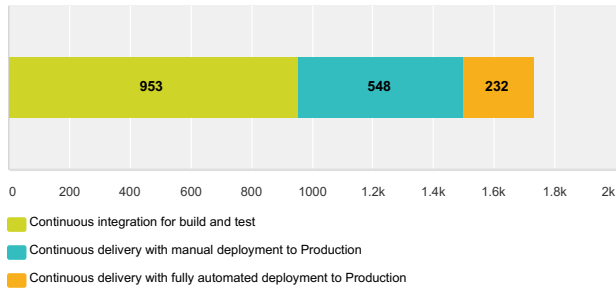
Answered: 1,092 Skipped: 110



Answer Choices	Responses	
Build	95.70%	1,045
Test	88.55%	967
Code quality analysis	65.02%	710
Deployment	61.81%	675
Release	59.43%	649
Batch tasks	40.75%	445
Operations/Infrastructure	35.81%	391
Other (please specify)	4.21%	46
Total Respondents: 1,092		

Q12 What level of automation have you implemented with Jenkins?

Answered: 1,092 Skipped: 110

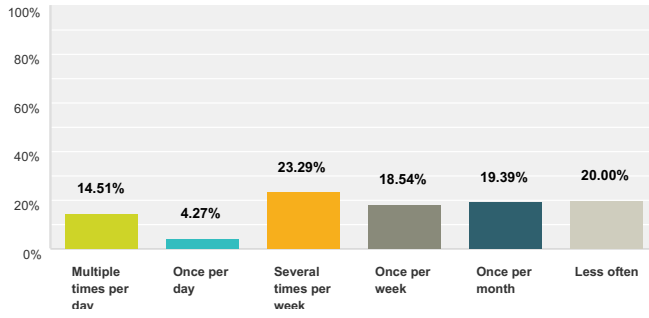


Answer Choices	Responses
Continuous integration for build and test	87.27% 953
Continuous delivery with manual deployment to Production	50.18% 548
Continuous delivery with fully automated deployment to Production	21.25% 232
Total Respondents: 1,092	

Basic Statistics				
Minimum	Maximum	Median	Mean	Standard Deviation
1.00	3.00	1.00	1.58	0.71

Q13 If you are practicing continuous delivery, how often do you deploy to production?

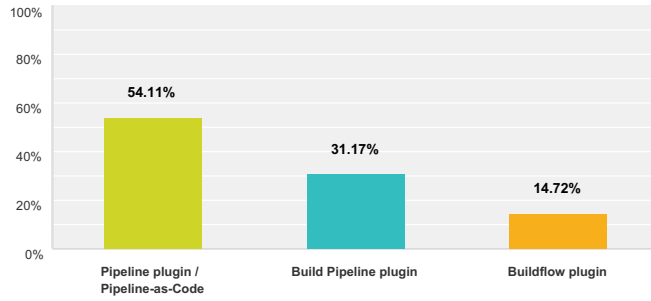
Answered: 820 Skipped: 382



Answer Choices	Responses	
Multiple times per day	14.51%	119
Once per day	4.27%	35
Several times per week	23.29%	191
Once per week	18.54%	152
Once per month	19.39%	159
Less often	20.00%	164
Total		820

Q14 If you are practicing continuous delivery, how are you defining your CD Pipelines?

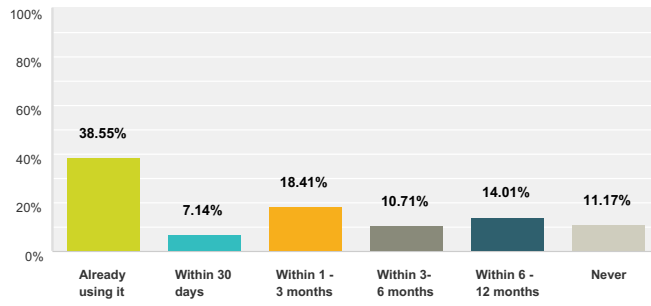
Answered: 632 Skipped: 570



Answer Choices	Responses	
Pipeline plugin / Pipeline-as-Code	54.11%	342
Build Pipeline plugin	31.17%	197
Buildflow plugin	14.72%	93
Total		632

Q15 Are you using or do you plan on using Jenkins Pipeline?

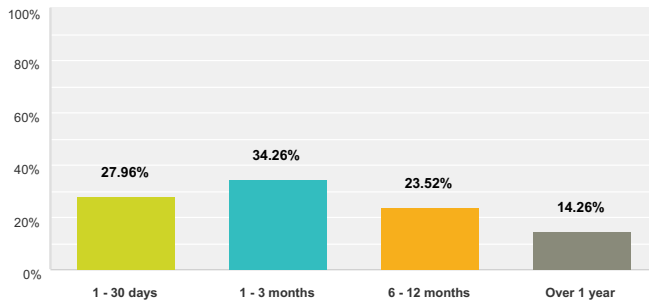
Answered: 1,092 Skipped: 110



Answer Choices	Responses	Count
Already using it	38.55%	421
Within 30 days	7.14%	78
Within 1 - 3 months	18.41%	201
Within 3- 6 months	10.71%	117
Within 6 - 12 months	14.01%	153
Never	11.17%	122
Total		1,092

Q16 If you are using Jenkins Pipeline today, how long have you been using it?

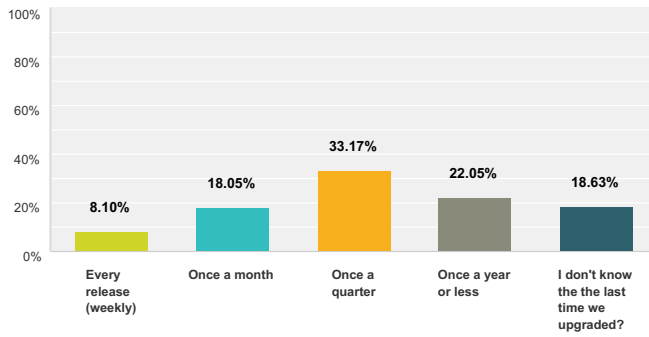
Answered: 540 Skipped: 662



Answer Choices	Responses	
1 - 30 days	27.96%	151
1 - 3 months	34.26%	185
6 - 12 months	23.52%	127
Over 1 year	14.26%	77
Total		540

Q17 How often do you upgrade Jenkins to a new release?

Answered: 1,025 Skipped: 177

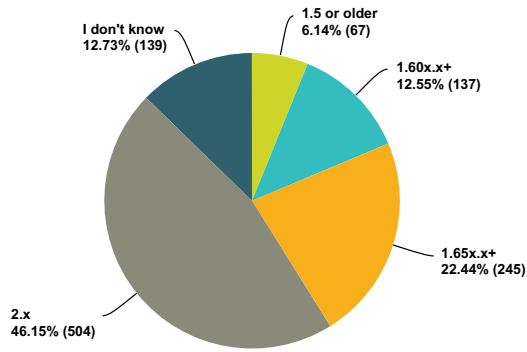


Answer Choices	Responses	
Every release (weekly)	8.10%	83
Once a month	18.05%	185
Once a quarter	33.17%	340
Once a year or less	22.05%	226
I don't know the the last time we upgraded?	18.63%	191
Total		1,025

2016 Jenkins Community Survey

Q18 What release of Jenkins are you on?

Answered: 1,092 Skipped: 110

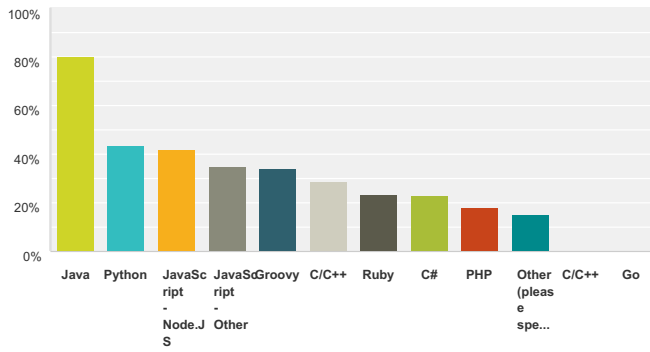


Answer Choices	Responses	
1.5 or older	6.14%	67
1.60x.x+	12.55%	137
1.65x.x+	22.44%	245
2.x	46.15%	504
I don't know	12.73%	139
Total		1,092

2016 Jenkins Community Survey

Q19 What programming language(s) do you use?

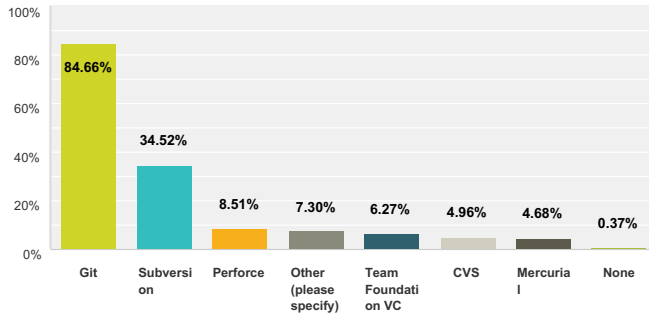
Answered: 1,069 Skipped: 133



Answer Choices	Responses	
Java	79.89%	854
Python	43.31%	463
JavaScript - Node.JS	41.81%	447
JavaScript - Other	34.80%	372
Groovy	33.77%	361
C/C++	28.44%	304
Ruby	23.67%	253
C#	23.01%	246
PHP	18.15%	194
Other (please specify)	14.87%	159
C/C++	0.00%	0
Go	0.00%	0
Total Respondents: 1,069		

Q20 What Source Code Management tool(s) do you use?

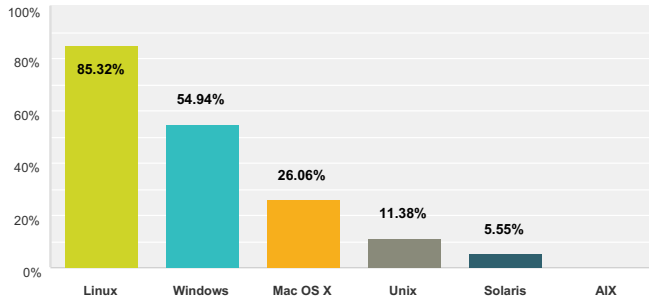
Answered: 1,069 Skipped: 133



Answer Choices	Responses
Git	84.66% 905
Subversion	34.52% 369
Perforce	8.51% 91
Other (please specify)	7.30% 78
Team Foundation VC	6.27% 67
CVS	4.96% 53
Mercurial	4.68% 50
None	0.37% 4
Total Respondents: 1,069	

Q21 What platform(s) do you perform your builds on?

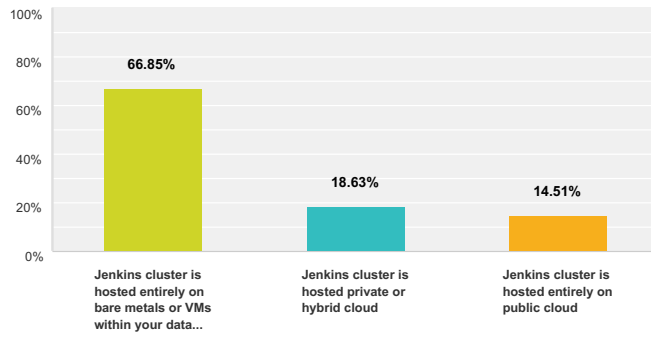
Answered: 1,063 Skipped: 139



Answer Choices	Responses	
Linux	85.32%	907
Windows	54.94%	584
Mac OS X	26.06%	277
Unix	11.38%	121
Solaris	5.55%	59
AIX	0.00%	0
Total Respondents: 1,063		

Q22 Which of the following is true in your organization?

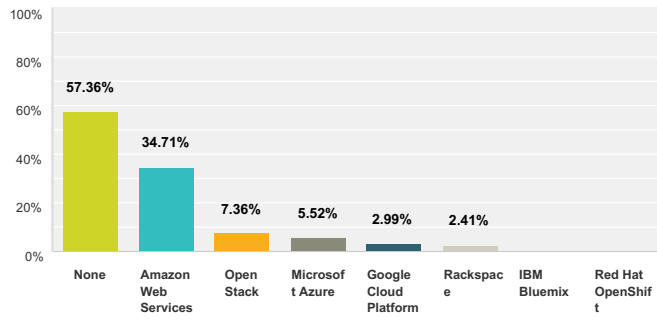
Answered: 1,068 Skipped: 134



Answer Choices	Responses	
Jenkins cluster is hosted entirely on bare metals or VMs within your data center(s)	66.85%	714
Jenkins cluster is hosted private or hybrid cloud	18.63%	199
Jenkins cluster is hosted entirely on public cloud	14.51%	155
Total		1,068

Q23 Which of the following cloud platforms currently host your Jenkins cluster?

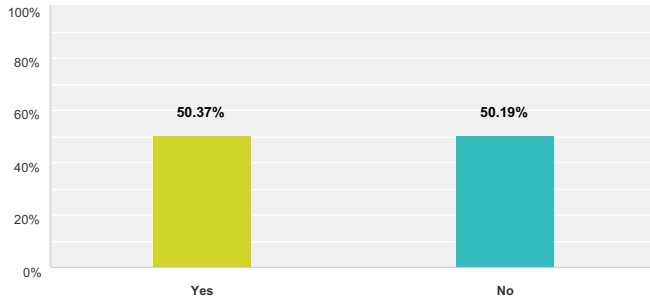
Answered: 870 Skipped: 332



Answer Choices	Responses	Count
None	57.36%	499
Amazon Web Services	34.71%	302
Open Stack	7.36%	64
Microsoft Azure	5.52%	48
Google Cloud Platform	2.99%	26
Rackspace	2.41%	21
IBM Bluemix	0.00%	0
Red Hat OpenShift	0.00%	0
Total Respondents: 870		

Q24 Are you using container technology?

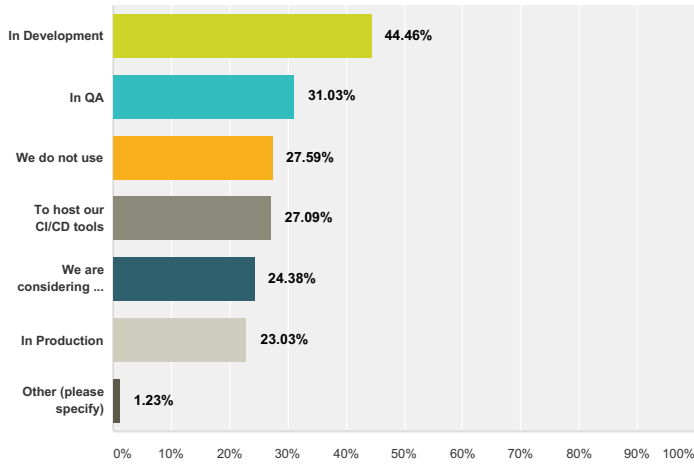
Answered: 1,068 Skipped: 134



Answer Choices	Responses	
Yes	50.37%	538
No	50.19%	536
Total Respondents: 1,068		

Q25 If you are using container technology, how?

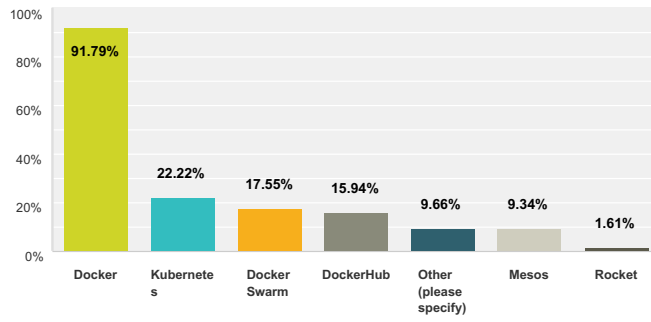
Answered: 812 Skipped: 390



Answer Choices	Responses	Count
In Development	44.46%	361
In QA	31.03%	252
We do not use	27.59%	224
To host our CI/CD tools	27.09%	220
We are considering / evaluating using	24.38%	198
In Production	23.03%	187
Other (please specify)	1.23%	10
Total Respondents: 812		

Q26 If you are using containers, what container-related technologies do you use?

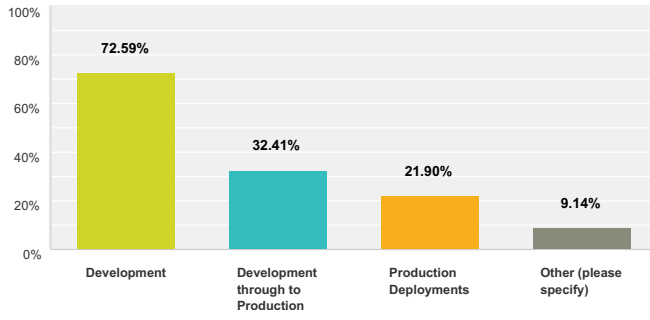
Answered: 621 Skipped: 581



Answer Choices	Responses
Docker	91.79% 570
Kubernetes	22.22% 138
Docker Swarm	17.55% 109
DockerHub	15.94% 99
Other (please specify)	9.66% 60
Mesos	9.34% 58
Rocket	1.61% 10
Total Respondents: 621	

Q27 If you are using Docker, where in your pipeline do you use it?

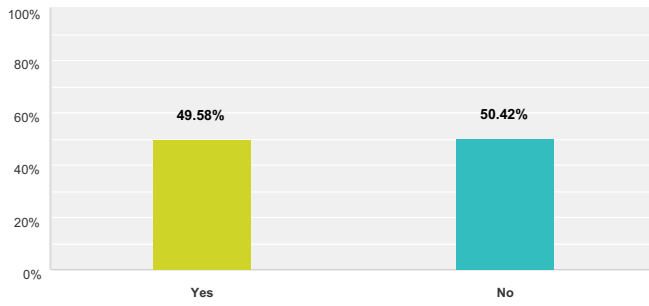
Answered: 580 Skipped: 622



Answer Choices	Responses	
Development	72.59%	421
Development through to Production	32.41%	188
Production Deployments	21.90%	127
Other (please specify)	9.14%	53
Total Respondents: 580		

Q28 Are you deploying applications to cloud infrastructure?

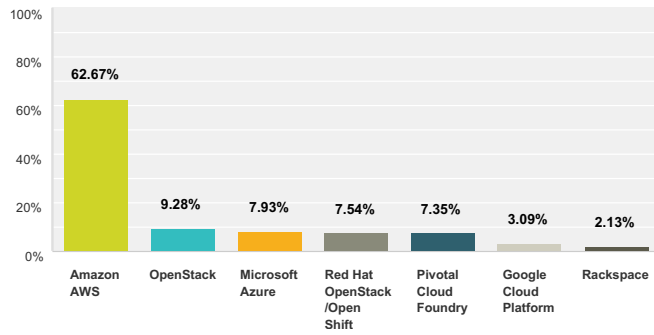
Answered: 1,067 Skipped: 135



Answer Choices	Responses	
Yes	49.58%	529
No	50.42%	538
Total		1,067

Q29 If Yes, what PaaS applications do you use for deployments?

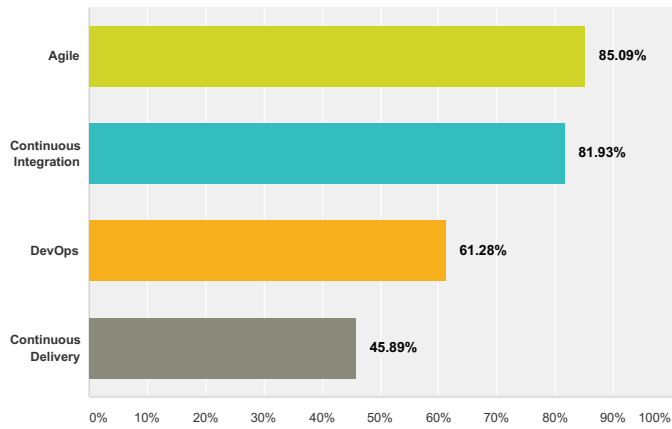
Answered: 517 Skipped: 685



Answer Choices	Responses	Count
Amazon AWS	62.67%	324
OpenStack	9.28%	48
Microsoft Azure	7.93%	41
Red Hat OpenStack/Open Shift	7.54%	39
Pivotal Cloud Foundry	7.35%	38
Google Cloud Platform	3.09%	16
Rackspace	2.13%	11
Total		517

Q30 Which of the following does your organization practice?

Answered: 1,046 Skipped: 156

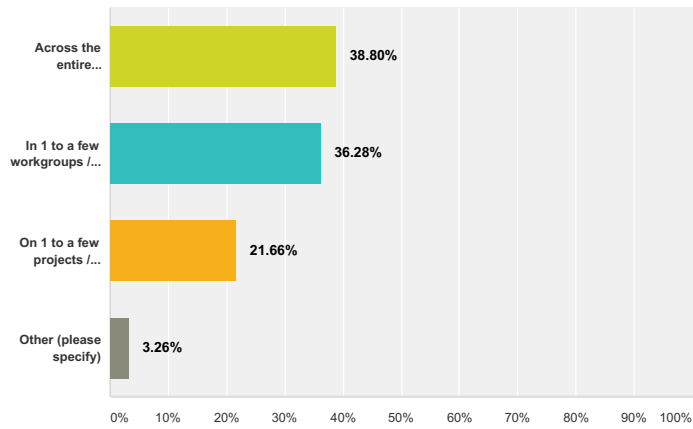


Answer Choices	Responses	
Agile (1)	85.09%	890
Continuous Integration (2)	81.93%	857
DevOps (4)	61.28%	641
Continuous Delivery (3)	45.89%	480
Total Respondents: 1,046		

Basic Statistics				
Minimum	Maximum	Median	Mean	Standard Deviation
1.00	4.00	2.00	2.30	1.13

Q31 If you practice continuous integration, how widely has it been implemented?

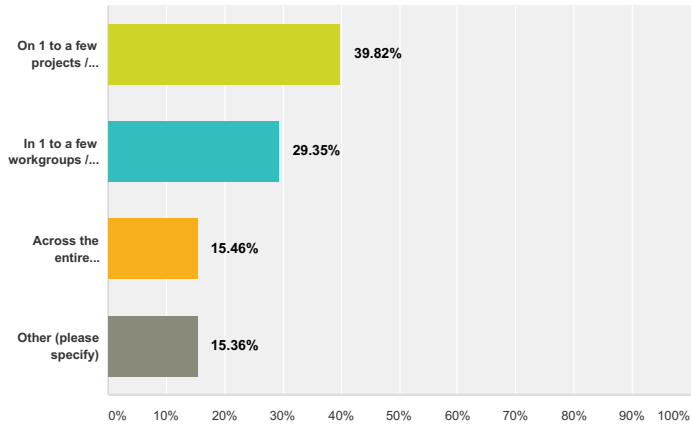
Answered: 951 Skipped: 251



Answer Choices	Responses
Across the entire organization / Fully standardized	38.80% 369
In 1 to a few workgroups / Emerging standard	36.28% 345
On 1 to a few projects / Ad-hoc	21.66% 206
Other (please specify)	3.26% 31
Total	951

Q32 If you practice continuous delivery, how widely has it been implemented?

Answered: 1,022 Skipped: 180

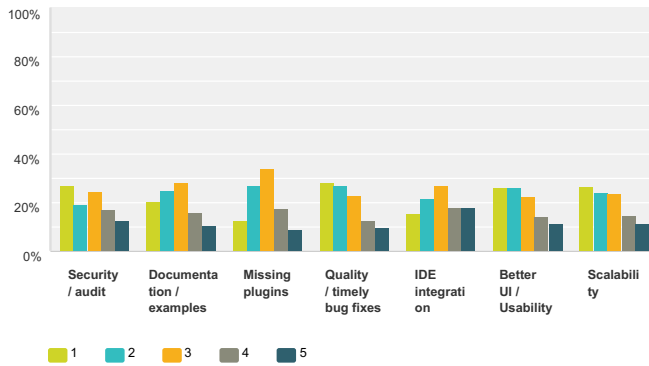


Answer Choices	Responses
On 1 to a few projects / Ad-hoc	39.82% 407
In 1 to a few workgroups / Emerging standard	29.35% 300
Across the entire organization / Fully standardized	15.46% 158
Other (please specify)	15.36% 157
Total	1,022

2016 Jenkins Community Survey

Q33 Please prioritize the groups of features where you would like more development in the order of importance: 1 = Top Priority, 5 = Very Low Priority

Answered: 961 Skipped: 241

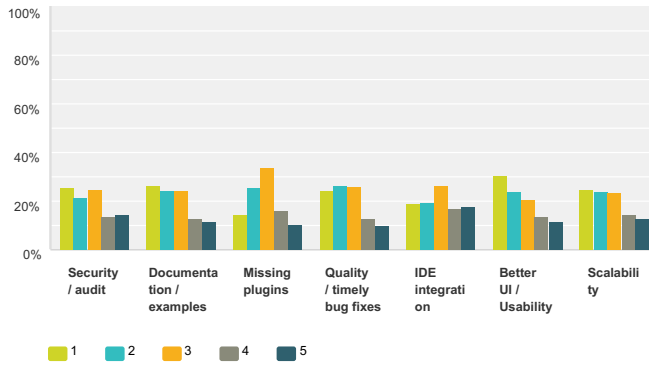


	1	2	3	4	5	Total	Weighted Average
Security / audit	27.02% 254	18.94% 178	24.47% 230	17.02% 160	12.55% 118	940	2.69
Documentation / examples	20.51% 194	25.16% 238	27.91% 264	15.96% 151	10.47% 99	946	2.71
Missing plugins	12.59% 118	26.79% 251	34.15% 320	17.50% 164	8.96% 84	937	2.83
Quality / timely bug fixes	28.12% 264	27.05% 254	22.90% 215	12.35% 116	9.58% 90	939	2.48
IDE integration	15.64% 145	21.47% 199	26.75% 248	17.91% 166	18.23% 169	927	3.02
Better UI / Usability	26.25% 247	25.93% 244	22.42% 211	13.92% 131	11.48% 108	941	2.58
Scalability	26.69% 249	24.01% 224	23.37% 218	14.26% 133	11.68% 109	933	2.60

2016 Jenkins Community Survey

Q34 Please prioritize the items below in terms of making Jenkins easier to adopt and strengthening its impact in your organization or project: 1 = Top Priority, 5 = Very Low Priority

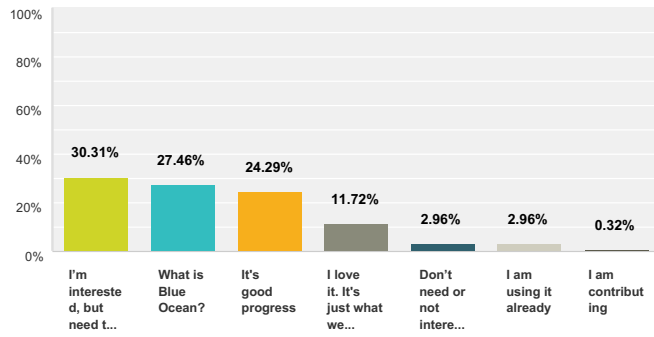
Answered: 940 Skipped: 262



	1	2	3	4	5	Total	Weighted Average
Security / audit	25.65% 236	21.52% 198	25.11% 231	13.26% 122	14.46% 133	920	2.69
Documentation / examples	26.51% 246	24.35% 226	24.35% 226	13.15% 122	11.64% 108	928	2.59
Missing plugins	14.38% 131	25.47% 232	33.92% 309	15.92% 145	10.32% 94	911	2.82
Quality / timely bug fixes	24.40% 224	26.58% 244	25.82% 237	12.96% 119	10.24% 94	918	2.58
IDE integration	19.00% 171	19.44% 175	26.56% 239	17.00% 153	18.00% 162	900	2.96
Better UI / Usability	30.31% 277	23.85% 218	20.68% 189	13.68% 125	11.49% 105	914	2.52
Scalability	25.17% 228	23.95% 217	23.40% 212	14.46% 131	13.02% 118	906	2.66

Q35 What do you think of the new Jenkins UI project, Blue Ocean?

Answered: 947 Skipped: 255

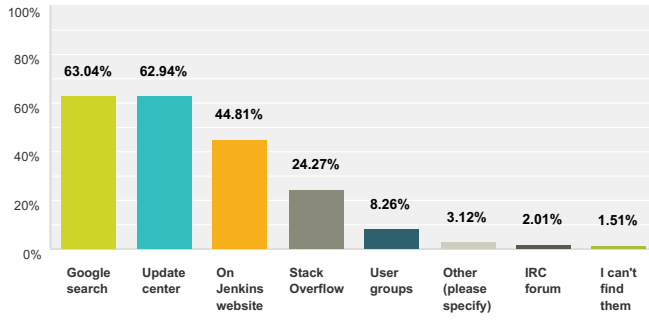


Answer Choices	Responses	
I'm interested, but need to know more	30.31%	287
What is Blue Ocean?	27.46%	260
It's good progress	24.29%	230
I love it. It's just what we needed!	11.72%	111
Don't need or not interested	2.96%	28
I am using it already	2.96%	28
I am contributing	0.32%	3
Total		947

2016 Jenkins Community Survey

Q36 How do you typically find plugins?

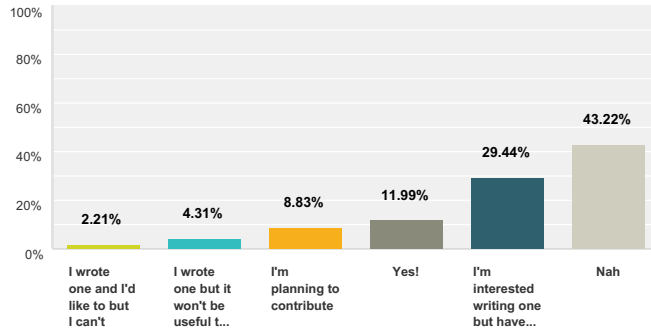
Answered: 993 Skipped: 209



Answer Choices	Responses	Count
Google search	63.04%	626
Update center	62.94%	625
On Jenkins website	44.81%	445
Stack Overflow	24.27%	241
User groups	8.26%	82
Other (please specify)	3.12%	31
IRC forum	2.01%	20
I can't find them	1.51%	15
Total Respondents: 993		

Q37 Have you or your organization contributed a Jenkins plugin to the community?

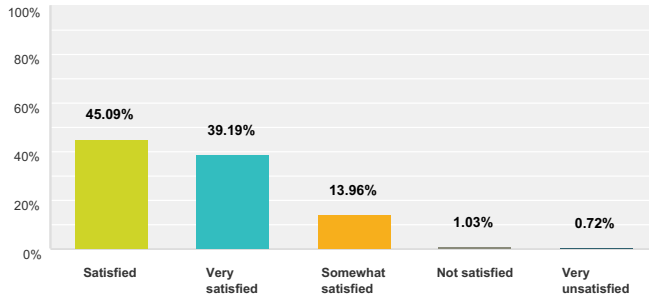
Answered: 951 Skipped: 251



Answer Choices	Responses	
I wrote one and I'd like to but I can't	2.21%	21
I wrote one but it won't be useful to others	4.31%	41
I'm planning to contribute	8.83%	84
Yes!	11.99%	114
I'm interested writing one but haven't yet	29.44%	280
Nah	43.22%	411
Total		951

Q38 How satisfied are you with Jenkins?

Answered: 967 Skipped: 235



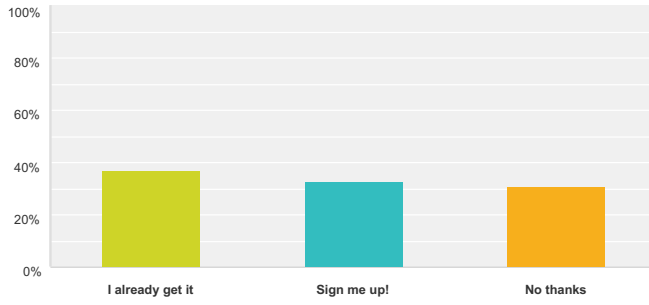
Answer Choices	Responses	
Satisfied	45.09%	436
Very satisfied	39.19%	379
Somewhat satisfied	13.96%	135
Not satisfied	1.03%	10
Very unsatisfied	0.72%	7
Total		967

Q39 Please explain your answer to the Satisfaction question above. Also, if there's anything you'd change about Jenkins, what would it be?

Answered: 429 Skipped: 773

Q40 Would you like to receive Continuous Information, the Jenkins Community Newsletter by CloudBees?

Answered: 953 Skipped: 249



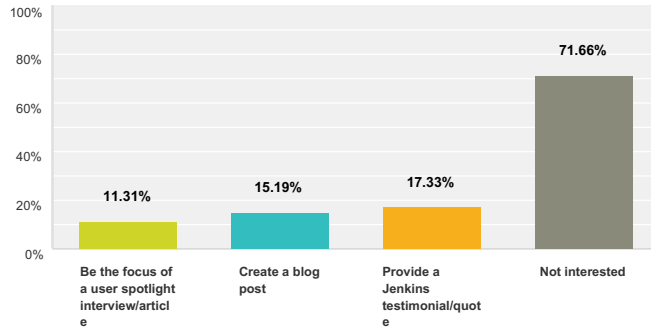
Answer Choices	Responses	
I already get it	36.83%	351
Sign me up!	32.42%	309
No thanks	30.75%	293
Total		953

Q41 What information would you find most useful in a Jenkins newsletter?

Answered: 271 Skipped: 931

Q42 Are you interested in being featured in any of the following ways? If yes, please include your email above.

Answered: 981 Skipped: 221



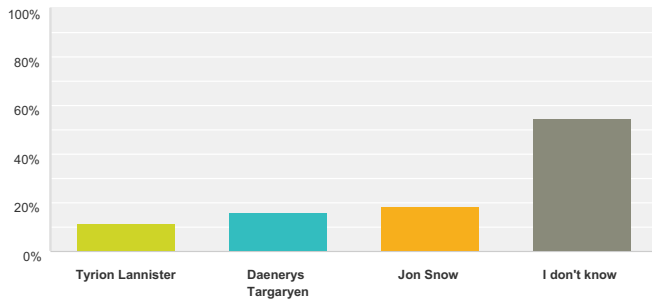
Answer Choices	Responses	Count
Be the focus of a user spotlight interview/article	11.31%	111
Create a blog post	15.19%	149
Provide a Jenkins testimonial/quote	17.33%	170
Not interested	71.66%	703
Total Respondents: 981		

Q43 Do you have any other thoughts you'd like to share with the community?

Answered: 103 Skipped: 1,099

Q44 Which Game of Thrones character deserves the crown?

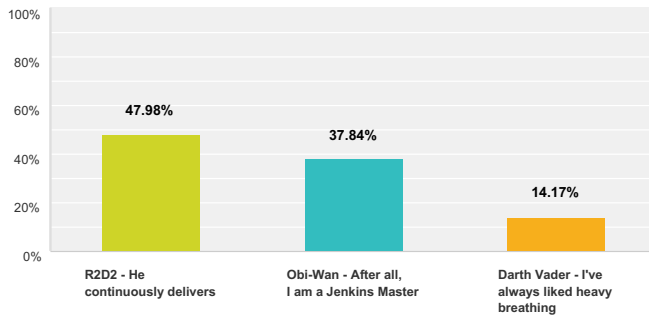
Answered: 816 Skipped: 386



Answer Choices	Responses	
Tyrion Lannister	11.27%	92
Daenerys Targaryen	15.81%	129
Jon Snow	18.50%	151
I don't know	54.41%	444
Total		816

Q45 Who is your favorite Star Wars character?

Answered: 769 Skipped: 433



Answer Choices	Responses	
R2D2 - He continuously delivers	47.98%	369
Obi-Wan - After all, I am a Jenkins Master	37.84%	291
Darth Vader - I've always liked heavy breathing	14.17%	109
Total		769